

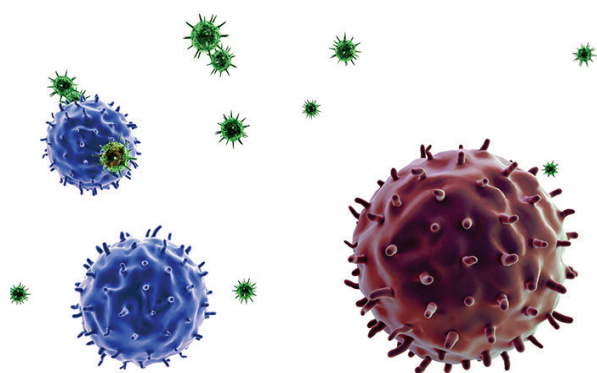
# Flow Cytometry Antibodies and Reagents

**OVER 2,000 PRODUCTS**

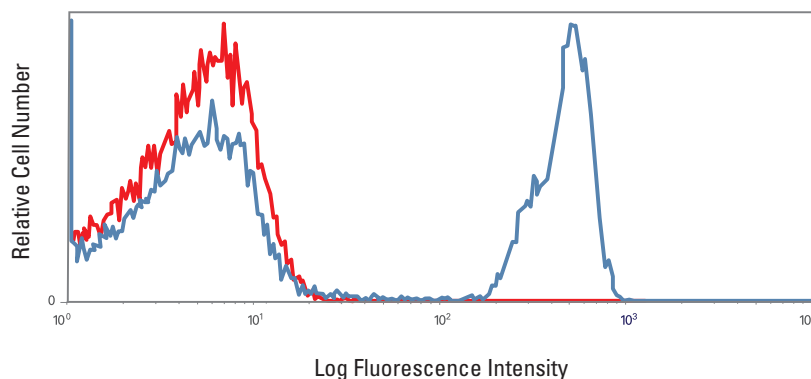
**CD4, CD8 AND OTHER POPULAR TARGETS**

**FITC, PE, APC, V450 FLUOROPHORES AVAILABLE**

**A WIDE VARIETY OF ANTIBODIES, BUFFERS AND VIABILITY DYES!**



Code No. FP10584010  
Anti-CD8a (Human) mAb-V450



## Diverse Specifications Available to Meet Your Research Needs

Category	Major Types Available
Type	Antibodies, Isotype Controls, RBC Lysis Buffers, Permeabilization Buffers, Viability Dyes
Targets	CD4, CD8, Foxp3, IL-4, IFN $\gamma$ , CD3, CD11, CD20, CD30, CD40, CD45, Fas, LC3, p62, Flavocytochrome b, PD-1, SynCAM
Reactivity	Human, Mouse, Rat
Conjugates	FITC, APC, PE, V450, Biotin
Size	25, 50, 100, 500 $\mu$ g and Others Available
Research Areas	Adaptive Immunity, Innate Immunity, Cancer, Apoptosis, Autophagy, Stem Cells, Angiogenesis, Cytokines

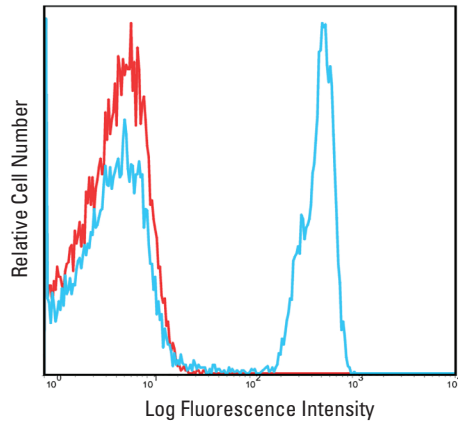
**CONSISTENT LOT TO LOT PERFORMANCE**

**HIGH SIGNAL TO NOISE RATIO**

**BRIGHT FLUOROCHROMES**

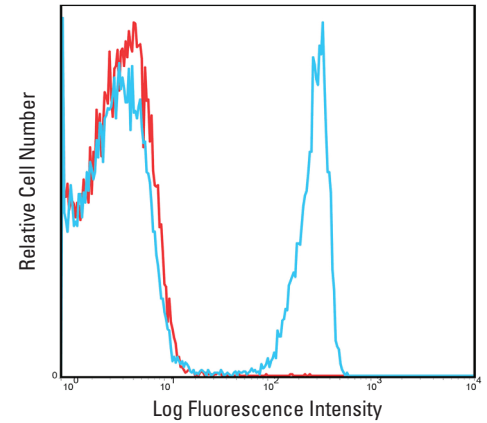
Code No.  
FP10325010

Anti-CD4 (Human)  
mAb-FITC



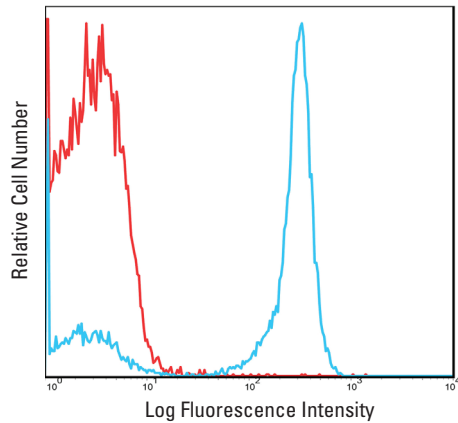
Code No.  
FP10337710

Anti-CD4 (Human)  
mAb-PE-Cy7



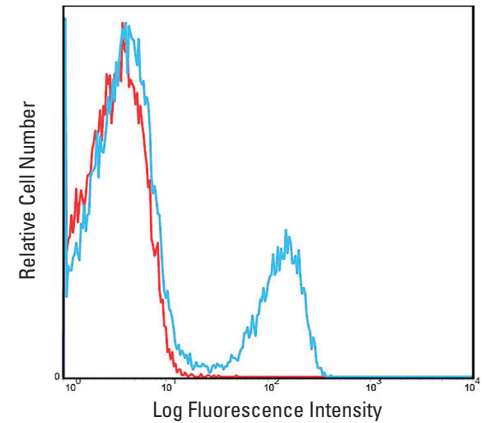
Code No.  
FP20276010

Anti-CD45 (Mouse)  
mAb-PE



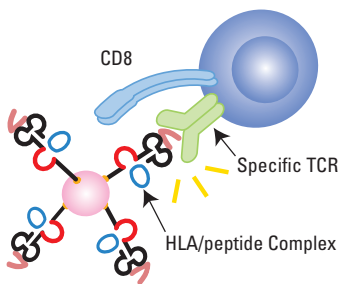
Code No.  
FP20885010

Anti-TCR beta  
(Mouse) mAb-FITC



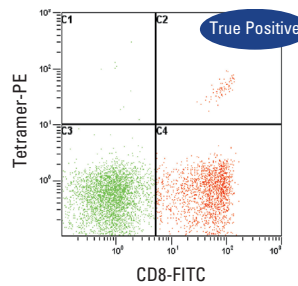
Need To Detect Antigen-Specific T-Cells? Ask about our MHC Tetramer Product Line!

— **MBL Tetramer** —

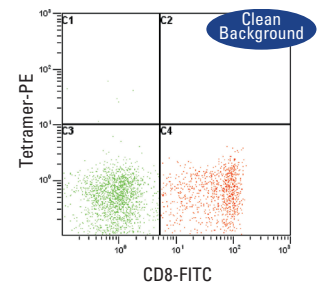


Antigen-specific TCR  
can be detected selectively.

CMV-positive  
PBMCs



CMV-negative  
PBMCs



Staining with HLA-A\*0201 CMV pp65 tetramer of PBMCs from CMV-positive or CMV-negative patients